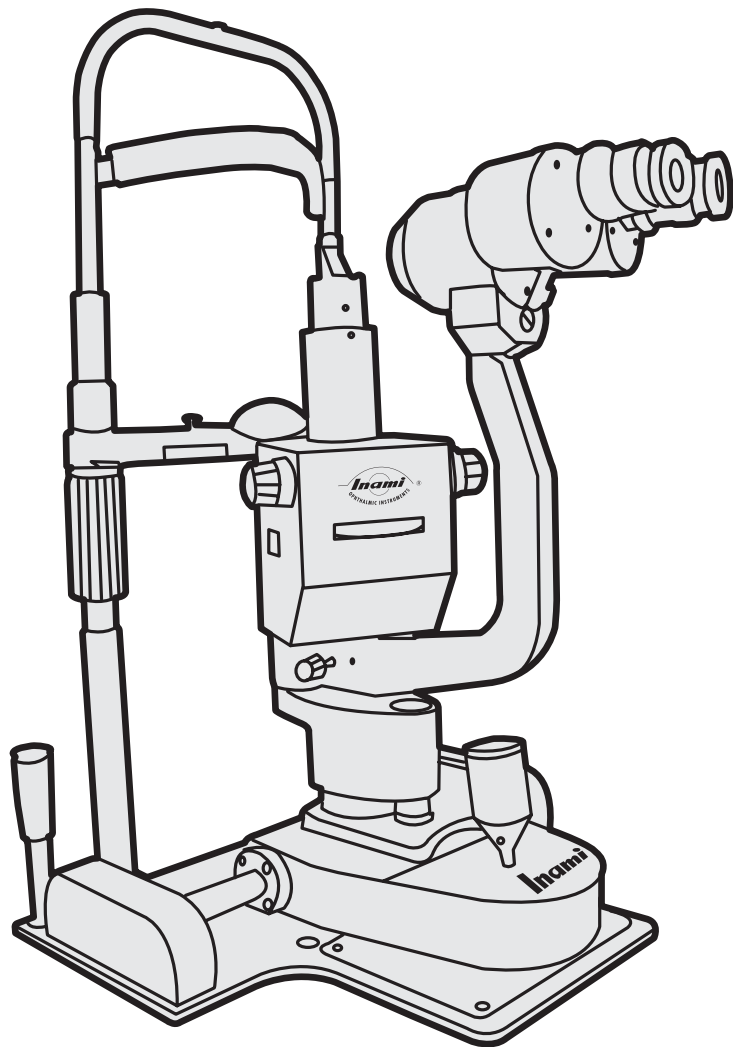



CF SERIES

INAMI Easy-to-Use Slit Lamps



MADE IN JAPAN


www.inami.co.jp/english



The efficient simplicity




Base and chin rest are integrated for ease of installation and moving.



Wide light field (14mm Φ) is adopted for clear observation of periphery of the cornea.



Chin rest can be controlled smoothly thanks to the newly designed ergonomic handle.



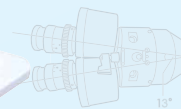
Base colour can be selected by flipping the design sheet according to interior or theme of clinic.



L-0399-CF

Contact lens fitting Slit Lamp
Compact type

Base colour can be selected from
blue and pink.



13°

Convergent
optics for your
comfort



10x & 16x

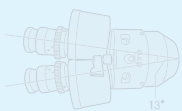
Compact Type

- ✓ CONTACT LENS FITTING
- ✓ ACADEMIC USE
- ✓ SECOND MACHINE
- ✓ PINK-EYE



L-0395-CF

Contact lens fitting Slit Lamp
Goldmann type
Base colour can be selected from
blue and pink.



Goldmann
Type

Specifications





Slit rotation is not available with L-0399-CF. Column inclination is available with neither L-0395-CF nor L-0399-CF. For upper models with those function, please ask for "PHAROS" series or "L-0229-E".

	Standard / Option	L-0399-CF (Compact type)	L-0395-CF (Goldmann type)
Microscope Type		Greenough Type Stereoscopic Microscope	Greenough Type Stereoscopic Microscope
Magnification Changer		2 steps by changing knob	2 steps by changing knob
Stereo angle		13°	13°
Eyepiece	Standard	10x	10x
	Option	16x	16x
Magnification Ratio (Field of View)		10x (20.13mm) 16x (16.13mm)	10x (20.13mm) 16x (16.13mm)
Pupillary Adjustment		52 - 90 mm	52 - 90 mm
Focus Distance		100 mm	100 mm
Diopter Adjustment		+ 8 to -8 diopters	+ 8 to -8 diopters
Slit Illumination			
Slit Width and length		0 -14 mm	0 -14 mm
Aperture Diameter		0.35, 6.5, 10, 14 mm	0.3, 1.4, 4.2, 5.5, 8.3, 14 mm
Slit Rotation		-	± 90°
Filters		Cobalt blue, Yellow	Cobalt blue, Heat absorption, Red-free, 1/2 ND
Light Source		Halogen lamp bulb 12V/30W (P22S)	Halogen lamp bulb 12V/50W (L0160H1)
Max. intensity (Lux)		35,000Lux	35,000Lux
Base			
Vertical Movement		30 mm	30 mm
Longitudinal Movement		70 mm	70 mm
Lateral Movement		115 mm	115 mm
Fine Base Movement		± 10 mm	± 10 mm
Colour selectable base		Selectable	Selectable
Chinrest			
Vertical Movement		75 mm	75 mm
Input Voltage		AC100, 120V, 220V, 240V 50/60Hz	AC100, 120V, 220V, 240V 50/60Hz
Power Consumption		45VA	65VA
Weight & Dimensions			
Weight		14.5 Kgs	18 Kgs
Dimension		330(W)x300(D)x520(H) mm	330(W)x300(D)x680(H) mm

Standard accessories

Focusing rod, Chin rest paper (100 sheets), Dust cover, Cap for focusing rod hole, Fuse, Light bulb, Gear rack cover, Cap for objective lens, Eye piece rubber, Operation manual (English)

Optional Accessories

- | | | | |
|--|---|---|---|
| 1

OCL-002
Eyepiece 16 X | 2

136A-3652
Operator's hand rest | 3

L-5110
Applanation tonometer
Swing arm type
(Only for L-0395-CF) | 4

L-5130
Applanation tonometer
Plate type |
|--|---|---|---|

Designs and specifications are subject to change.

Inami & Co., Ltd.

No.24-2, Hongo 3-chome, Bunkyo-ku,
Tokyo 113-0033, Japan
Tel: +81 (3) 3814-5916 Fax: +81 (3) 5684-2126
E-mail: corpinfo@inami.co.jp

